



SIARAN MEDIA

Media Release

INDEKS HARGA PENGGUNA

Consumer Price Index

(Jan 2015=100)

JUN 2019

June 2019



**JABATAN PERANCANGAN DAN KEMAJUAN EKONOMI
KEMENTERIAN KEWANGAN DAN EKONOMI**

**TAJUK UTAMA: INDEKS HARGA PENGGUNA (IHP) MENURUN SEBANYAK 0.7 PERATUS
TAHUN-KE-TAHUN BAGI BULAN JUN 2019**

1. Jabatan Perancangan dan Kemajuan Ekonomi (JPKE), Kementerian Kewangan dan Ekonomi kini mengeluarkan perangkaan bulanan Indeks Harga Pengguna (IHP) yang menggunakan tahun asas baru. Selaras dengan garispandu antarabangsa, JPKE telah mengemaskini kewajaran (*weights*) dan bakul barangan dan perkhidmatan bagi IHP berasaskan hasil dari Kajian Perbelanjaan Keluarga 2015/16 bagi menggambarkan corak perbelanjaan keluarga yang terkini. Bermula laporan Jun 2019 ini, IHP kini menggunakan tahun asas 2015 bagi menggantikan tahun asas 2010 sebelum ini. Data IHP bagi bulan Januari 2019 hingga Mei 2019 juga telah disemak semula.
2. IHP bagi bulan Jun 2019 menurun sebanyak 0.7 peratus tahun-ke-tahun berbanding dengan bulan Jun 2018. Harga Makanan dan Minuman Ringan mencatatkan penurunan sebanyak 0.5 peratus. Harga Bukan Makanan juga menurun sebanyak 0.7 peratus.
3. Penurunan IHP sebahagian besarnya adalah disebabkan oleh penurunan harga dan kos Pengangkutan (4.0 peratus); Pakaian dan Kasut (2.6 peratus); dan Perumahan, Air, Elektrik, Gas dan Bahan Api Lain (2.0 peratus). Walau bagaimanapun, ianya diimbangi oleh peningkatan harga dan kos Restoran dan Hotel (4.5 peratus); Rekreasi dan Kebudayaan (1.9 peratus); dan Pendidikan (0.3 peratus).
4. Harga Pengangkutan menurun berikutan penurunan harga kereta dan tiket penerbangan. Manakala, penurunan harga Pakaian dan Kasut mengambilkira harga rendah pakaian, bahan pakaian serta caj tukang jahit dan kedai dobi. Penurunan dalam Perumahan, Air, Elektrik, Gas dan Bahan Api Lain pula adalah disebabkan oleh harga yang menurun bagi sewa rumah dan bahan untuk penyelenggaraan dan pembaikan kediaman.



5. Bagi perubahan bulan-ke-bulan, IHP bagi Jun 2019 meningkat sebanyak 0.01 peratus berbanding dengan bulan Mei 2019. Indeks Makanan dan Minuman Ringan meningkat sebanyak 0.3 peratus, manakala Indeks Bukan Makanan menurun sebanyak 0.05 peratus.
6. IHP secara ringkasnya adalah petunjuk bagi mengukur perubahan harga barangan dan perkhidmatan yang dibayar oleh pengguna dalam satu tempoh masa tertentu. Laporan penuh IHP bagi bulan Jun 2019 beserta maklumat mengenai perubahan tahun asas baru bagi IHP boleh didapati melalui laman sesawang JPKE: www.depd.gov.bn.

INDEKS HARGA PENGGUNA (IHP)

JUN 2019



IHP mengukur perubahan harga pada sebakul tetap barangan dan perkhidmatan yang dibeli oleh sebahagian besar isi rumah di Negara Brunei Darussalam.

	Perubahan tahunan (%) Jun 2019 / Jun 2018	Perubahan bulanan (%) Jun 2019 / Mei 2019
Indeks Keseluruhan	-0.7	0.01
 Makanan dan Minuman Ringan	-0.5	0.3
 Bukan Makanan	-0.7	-0.05
 Pakaian dan Kasut	-2.6	-0.1
 Perumahan, Air, Elektrik, Gas dan Bahan Api Lain	-2.0	0.01
 Perhiasan, Peralatan Isi Rumah dan Penyelenggaraan Rutin Isi Rumah	-1.3	-0.3
 Kesihatan	0.9	-0.1
 Pengangkutan	-4.0	-0.2
 Perhubungan	-0.03	0.1
 Rekreasi dan Kebudayaan	1.9	-0.1
 Pendidikan	0.3	-
 Restoran dan Hotel	4.5	0.004
 Pelbagai Barangan dan Perkhidmatan	-0.5	0.2

INDEKS HARGA PENGGUNA (IHP)

JUN 2019



Tiga Penyumbang Utama Kepada Perubahan Tahunan

1



Pengangkutan

▼-4.0

▼ Harga kereta dan tiket penerbangan

2



Pakaian dan Kasut

▼-2.6

▼ Harga pakaian, bahan pakaian serta caj tukang jahit dan kedai dobi

3



Perumahan, Air, Elektrik, Gas dan Bahan Api Lain

▼-2.0

▼ Harga sewa rumah dan bahan untuk penyelenggaraan dan pembaikan kediaman



MEDIA RELEASE
DEPARTMENT OF ECONOMIC PLANNING AND DEVELOPMENT
MINISTRY OF FINANCE AND ECONOMY

HEADLINE: CONSUMER PRICE INDEX (CPI) FELL BY 0.7 PER CENT
YEAR-ON-YEAR IN JUNE 2019

- The Department of Economic Planning and Development (DEPD), Ministry of Finance and Economy has now released the monthly Consumer Price Index (CPI) statistics using the new base year. In accordance to international recommendations, JPKE has revised the weights and the basket of goods and services for the CPI based on the results of the Household Expenditure Survey 2015/16 to reflect the latest pattern of household expenditure. Starting with this June 2019 release, the CPI is now using the new base year 2015 to replace the previous base year 2010. CPI data from January 2019 until May 2019 have also been revised.*
- The CPI in June 2019 decreased by 0.7 per cent year-on-year compared to June 2018. Prices of Food and Non-Alcoholic Beverages decreased by 0.5 per cent. Non-Food prices also decreased by 0.7 per cent.*
- The CPI decrease was largely attributed to decreases in the prices and costs of Transport (4.0 per cent); Clothing and Footwear (2.6 per cent); and Housing, Water, Electricity, Gas and Other Fuels (2.0 per cent). However, this was moderated by increases in the prices and costs of Restaurants and Hotels (4.5 per cent); Recreation and Culture (1.9 per cent); and Education (0.3 per cent).*
- Prices of Transport decreased following the decrease in prices of cars and flight tickets. Meanwhile, the decrease in the prices of Clothing and Footwear was due to lower prices of garments, clothing material as well as tailoring and cleaning charges. The decline in Housing, Water, Electricity, Gas and Other Fuels was attributed to the reduced prices of rental and materials for the maintenance and repair of dwellings.*

5. *On a month-on-month basis, the CPI in June 2019 increased by 0.01 per cent compared to May 2019. The Food and Non-Alcoholic Beverages Index increased by 0.3 per cent, while the Non-Food Index decreased by 0.05 per cent.*













6. *CPI is a measure of price changes of goods and services paid by the consumer in a specified period. The CPI full report for June 2019 together with information regarding the new base year is available on DEPD's website: www.depd.gov.bn.*

CONSUMER PRICE INDEX (CPI)

JUNE 2019



CPI measures the changes in prices of a fixed basket of goods and services purchased by the majority of household in Brunei Darussalam.

	Yearly Change (%) June 2019 / June 2018	Monthly Change (%) June 2019 / May 2019
Overall Index	▼-0.7	▲ 0.01
 Food and Non-Alcoholic Beverages	▼-0.5	▲ 0.3
 Non-Food	▼-0.7	▼-0.05
 Clothing and Footwear	▼-2.6	▼-0.1
 Housing, Water, Electricity, Gas and Other Fuels	▼-2.0	▲ 0.01
 Furnishings, Household Equipment and Routine Household Maintenance	▼-1.3	▼-0.3
 Health	▲ 0.9	▼-0.1
 Transport	▼-4.0	▼-0.2
 Communication	▼-0.03	▲ 0.1
 Recreation and Culture	▲ 1.9	▼-0.1
 Education	▲ 0.3	-
 Restaurants and Hotels	▲ 4.5	▲ 0.004
 Miscellaneous Goods and Services	▼-0.5	▲ 0.2

CONSUMER PRICE INDEX (CPI)

JUNE 2019



TOP 3 CONTRIBUTORS TO YEARLY CHANGES

1



Transport

▼-4.0

▼ Prices of cars and flight tickets

2



Clothing and Footwear

▼-2.6

▼ Prices of garments, clothing materials, tailoring and cleaning charges

3



Housing, Water, Electricity,
Gas and Other Fuels

▼-2.0

▼ Prices of rental and materials for the maintenance and repair of dwellings